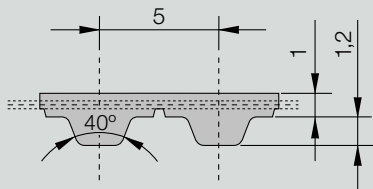
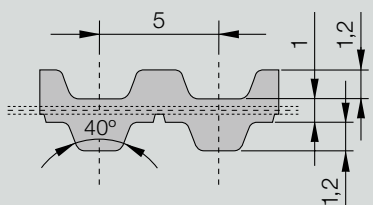


T standard Timing Belts

T 5 / T 5-DL



CONTI® SYNCHROFLEX Timing Belt (SFX) T 5



CONTI® SYNCHROFLEX Timing Belt (SFX) T 5-DL

Standard T profile according to DIN 7721 with metric pitch and trapezoidal teeth.

The technical data refer to standard polyurethane and standard steel cord tension members.

Available versions:

- single-sided (as standard)
- with "E" tension member for a better flexibility
- with Aramide tension member
- polyurethane special materials upon request
- antistatic, coloured, mechanical reworked

DL: double-sided

FA: with bigger back thickness

FN: with profiles on the back of the belt

Order example

CONTI® SYNCHROFLEX Timing Belt 10 T5/455

Belt width in mm _____

Type/Pitch _____

Belt length in mm _____

Type / Length*	Number of teeth	Type / Length*	Number
T 5 / 100	20	T 5 / 590 DL	118
T 5 / 150	30	T 5 / 600 FN	120
T 5 / 150 DL	30	T 5 / 610	122
T 5 / 165	33	T 5 / 615 FN	123
T 5 / 165 FN33	33	T 5 / 620	124
T 5 / 180	36	T 5 / 620 DL	124
T 5 / 185	37	T 5 / 625 DL	125
T 5 / 200	40	T 5 / 630	126
T 5 / 210	42	T 5 / 630 FA	126
T 5 / 215	43	T 5 / 650	130
T 5 / 220	44	T 5 / 650 FA	130
T 5 / 225	45	T 5 / 660	132
T 5 / 225 FN90	45	T 5 / 660 FN30	132
T 5 / 245	49	T 5 / 690	138
T 5 / 250	50	T 5 / 690 FA	138
T 5 / 255	51	T 5 / 690 FN3	138
T 5 / 260	52	T 5 / 700	140
T 5 / 260 DL	52	T 5 / 720	144
T 5 / 260 FN1	52	T 5 / 725	145
T 5 / 270	54	T 5 / 750	150
T 5 / 280	56	T 5 / 750 DL	150
T 5 / 295	59	T 5 / 765	153
T 5 / 300 DL	60	T 5 / 780	156
T 5 / 305	61	T 5 / 800	160
T 5 / 330	66	T 5 / 800 FN2	160
T 5 / 330 DL	66	T 5 / 815	163
T 5 / 340	68	T 5 / 815 DL	163
T 5 / 340 FN6	68	T 5 / 840	168
T 5 / 355	71	T 5 / 840 FN	168
T 5 / 365	73	T 5 / 860 FN1	172
T 5 / 390	78	T 5 / 860 DL	172
T 5 / 390 FN1	78	T 5 / 900	180
T 5 / 400	80	T 5 / 920	184
T 5 / 410	82	T 5 / 925	185
T 5 / 410 DL	82	T 5 / 925 FN1	185
T 5 / 420	84	T 5 / 940	188
T 5 / 455	91	T 5 / 940 DL	188
T 5 / 460	92	T 5 / 990	198
T 5 / 460 FN4	92	T 5 / 990 FN4	198
T 5 / 460 DL	92	T 5 / 1075	215
T 5 / 480	96	T 5 / 1075 FA	215
T 5 / 500	100	T 5 / 1100	220
T 5 / 500 FN10	100	T 5 / 1100 DL	220
T 5 / 505	101	T 5 / 1100 FN22	220
T 5 / 510	102	T 5 / 1140 FN1	228
T 5 / 510 FN1	102	T 5 / 1160	232
T 5 / 515 DL	103	T 5 / 1215	243
T 5 / 525	105	T 5 / 1215 FN	243
T 5 / 525 FA	105	T 5 / 1315	263
T 5 / 525 DL	105	T 5 / 1325 DL	265
T 5 / 545	109	T 5 / 1350 FN1	270
T 5 / 550	110	T 5 / 1380	276
T 5 / 560	112	T 5 / 1380 FN1	276
T 5 / 575	115	T 5 / 1500	300
T 5 / 590	118		

Preferred belt width* in mm:
6, 10, 16, 25, 50

* Other dimensions upon request.

T 5 / T 5-DL Technical data

1. Tooth shear strength (specific belt tooth strength)

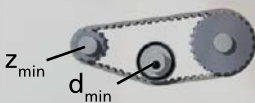

R.p.m. n [min ⁻¹]	F _{Uspec} [N/cm]	M _{spec} [Ncm/cm]	P _{spec} [W/cm]	R.p.m. n [min ⁻¹]	F _{Uspec} [N/cm]	M _{spec} [Ncm/cm]	P _{spec} [W/cm]
0	24,00	1,910	0,000	2000	13,69	1,089	2,28
20	23,40	1,861	0,039	2200	13,38	1,065	2,45
40	22,90	1,819	0,076	2400	13,10	1,042	2,62
60	22,40	1,783	0,112	2600	12,84	1,021	2,78
80	22,00	1,751	0,147	2800	12,59	1,002	2,94
100	21,70	1,723	0,180	3000	12,37	0,984	3,09
200	20,30	1,614	0,338	3200	12,16	0,967	3,24
300	19,30	1,536	0,483	3400	11,96	0,951	3,39
400	18,55	1,476	0,618	3600	11,77	0,936	3,53
500	17,93	1,427	0,747	3800	11,59	0,922	3,67
600	17,41	1,385	0,870	4000	11,42	0,909	3,81
700	16,96	1,349	0,989	4500	11,03	0,878	4,14
800	16,56	1,318	1,104	5000	10,68	0,850	4,45
900	16,20	1,289	1,215	5500	10,36	0,825	4,75
1000	15,88	1,263	1,323	6000	10,07	0,802	5,04
1100	15,58	1,240	1,428	6500	9,81	0,780	5,31
1200	15,31	1,218	1,531	7000	9,56	0,761	5,58
1300	15,06	1,198	1,632	7500	9,33	0,742	5,83
1400	14,83	1,180	1,730	8000	9,11	0,725	6,08
1500	14,61	1,162	1,826	8500	8,91	0,709	6,31
1600	14,40	1,146	1,920	9000	8,72	0,694	6,54
1700	14,21	1,131	2,010	9500	8,54	0,679	6,76
1800	14,03	1,116	2,100	10000	8,37	0,666	6,97
1900	13,85	1,102	2,190				

Rotational speeds over 10000 rpm and/or belt speeds over 80 m/s need special drive designs. Please ask for our advice.

2. Tension member strength (permitted tensile force of the belt F_{zul}), Belt weight

Belt width	b	[mm]	6	10	16	25	32	50	75	100
Tension member strength F _{zul}		[N]	180	330	570	930	1200	1920	2940	3930
Belt weight	T 5	[kg/m]	0,014	0,024	0,038	0,060	0,077	0,120	0,180	0,240
	T 5-DL	[kg/m]	0,016	0,027	0,043	0,067	0,086	0,135	0,203	0,270

3. Flexibility (Minimum numbers of teeth, minimum diameter)

Timing pulley	Z _{min}	10		Drive type without contraflexure
Tension roller (smooth), running on teeth	d _{min} [mm]	30		
Timing pulley	Z _{min}	15		Drive type with contraflexure
Tension roller (smooth), running on the back of the belt	d _{min} [mm]	30		