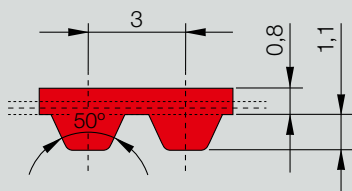


AT high performance Timing Belts

AT 3 GEN III



CONTI® SYNCHROFLEX Timing Belt (SFX) AT 3 GEN III

High performance AT profile with metric pitch and trapezoidal teeth.

Standard version:

- single-sided
- high performance polyurethane in red colour
- steel cord tension members with high density
- steel cord tension members in two-filament construction
- steel cord tension members in highly flexible construction

FA: with bigger back thickness

FN: with profiles on the back of the belt

Type / Length* GEN III	Number of teeth	Type / Length* GEN III	Number of teeth
AT 3 / 150	50	AT 3 / 816	272
AT 3 / 201	67	AT 3 / 816 FA	272
AT 3 / 201 FN68	67	AT 3 / 900	300
AT 3 / 252	84	AT 3 / 1011	337
AT 3 / 267	89		
AT 3 / 270	90		
AT 3 / 300	100		
AT 3 / 351	117		
AT 3 / 399	133		
AT 3 / 417	139		
AT 3 / 450	150		
AT 3 / 486 FN18	162		
AT 3 / 501	167		
AT 3 / 549	183		
AT 3 / 600	200		
AT 3 / 639	213		
AT 3 / 648	216		
AT 3 / 648 FN24	216		
AT 3 / 714	238		

Preferred belt width* in mm:
6, 10, 16, 25, 32

* Other dimensions upon request.

Order example

CONTI® SYNCHROFLEX Timing Belt 10 AT3/450 GEN III

Belt width in mm _____

Type/Pitch _____

Belt length in mm _____

Specification Generation III _____

AT 3 GEN III Technical data

1. Tooth shear strength (specific belt tooth strength)



R.p.m. n [min ⁻¹]	F _{Uspec} [N/cm]	M _{spec} [Ncm/cm]	P _{spec} [W/cm]	R.p.m. n [min ⁻¹]	F _{Uspec} [N/cm]	M _{spec} [Ncm/cm]	P _{spec} [W/cm]
0	40,43	1,93	0,00	2400	24,66	1,18	2,96
20	40,00	1,91	0,04	2500	24,40	1,17	3,05
40	39,60	1,89	0,08	2600	24,14	1,15	3,14
60	39,21	1,87	0,12	2800	23,63	1,13	3,31
80	38,85	1,86	0,16	3000	23,16	1,11	3,47
100	38,50	1,84	0,19	3200	22,71	1,09	3,63
150	37,70	1,80	0,28	3400	22,30	1,07	3,79
200	36,98	1,77	0,37	3600	21,90	1,05	3,94
300	35,69	1,70	0,54	3800	21,53	1,03	4,09
400	34,60	1,65	0,69	4000	21,16	1,01	4,23
500	33,64	1,61	0,84	4500	20,34	0,97	4,58
600	32,79	1,57	0,98	5000	19,59	0,94	4,90
700	32,03	1,53	1,12	5500	18,90	0,90	5,20
800	31,34	1,50	1,25	6000	18,28	0,87	5,48
900	30,70	1,47	1,38	6500	17,69	0,85	5,75
1000	30,11	1,44	1,51	7000	17,15	0,82	6,00
1100	29,56	1,41	1,63	7500	16,65	0,80	6,24
1200	29,05	1,39	1,74	8000	16,18	0,77	6,47
1300	28,58	1,36	1,86	8500	15,74	0,75	6,69
1400	28,13	1,34	1,97	9000	15,31	0,73	6,89
1500	27,70	1,32	2,08	9500	14,91	0,71	7,08
1600	27,30	1,30	2,18	10000	14,54	0,69	7,27
1700	26,91	1,29	2,29	12000	13,19	0,63	7,91
1800	26,55	1,27	2,39	15000	11,53	0,55	8,64
1900	26,20	1,25	2,49	18000	10,16	0,49	9,15
2000	25,88	1,24	2,59	20000	9,38	0,45	9,37
2200	25,25	1,21	2,78				

Rotational speeds over 20000 rpm and/or belt speeds over 80 m/s need special drive designs. Please ask our advice.

2. Tension member strength (permitted tensile force of the belt F_{zul}), Belt weight

Belt width	b	[mm]	6	10	16	25	32
Tension member strength F _{zul}		[N]	330	599	1002	1608	2079
Belt weight	AT 3 GEN III	[kg/m]	0,016	0,026	0,042	0,065	0,083

3. Flexibility (Minimum numbers of teeth, minimum diameter)

Timing pulley	z _{min}	15		Drive type without contraflexure
Tension roller (smooth), running on teeth	d _{min} [mm]	20		
Timing pulley	z _{min}	20		Drive type with contraflexure
Tension roller (smooth), running on the back of the belt	d _{min} [mm]	20		