

Design Data	
Commutation	Brushed
Direction of rotation	Bi-directional
Bearing type	A:Ball - B-Sleeve

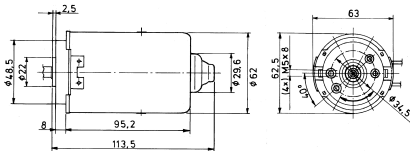
Performance data		
Rated voltage [V]	U_N	36
Nominal torque [Nm]	M_N	0.20
No-load speed [min^{-1}]	n_0	4,100.0
Nominal power [W]	P_N	79.7
Nominal current [A]	I_N	3.0
Nominal force [kN]	F_N	0.00
Duty cycle		s1

Sensor data	
Pulses	0
Output channels	0

Other data	
Gear ratio	
Gear wheel material	
Suppression components	5 μ H, 10nF
Enclosure class	IP 30
Weight [kg]	1.150

Remarks:

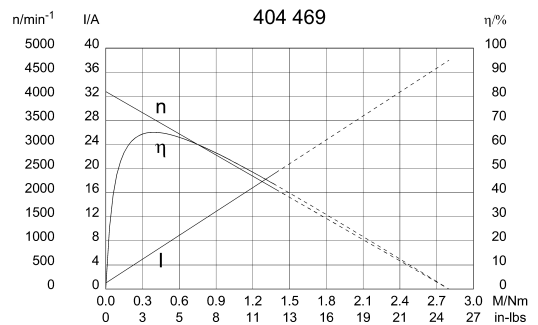
0273 A



Motor picture

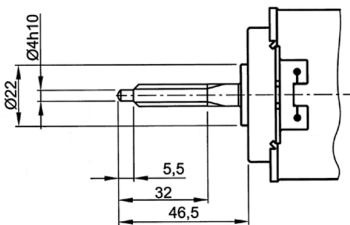


Characteristic curves

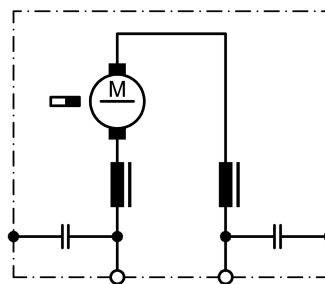


Output shaft drawing (W), Wiring diagrams (S) and Connector layout (K)

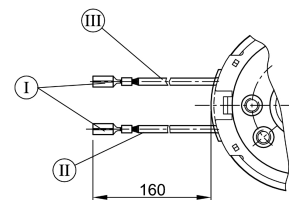
W 233



S 30



K 190



no of starts 2, lead angle 19°48'54", pressure angle 15°, module 1, pitch 3,141 mm (0,124")

I Receptacles for tabs 2,8 x 0,8 DIN 46 247
 II black
 III red